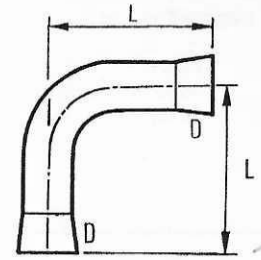


Pipeline & Fittings

Fittings

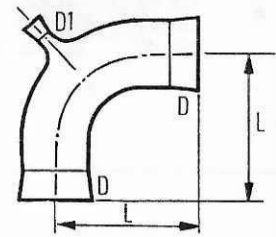
30° BENDS mm(in)

Cat ref	PB 90/07	PB 90/1	PB 90/1-5	PB 90/2	PB 90/3	PB 90/4
D	15 (0.7)	25 (1)	40 (1.5)	50 (2)	80 (3)	100 (4)
L	50 (2)	120 (4.75)	150 (6)	150 (6)	180 (7)	255 (10)
Cat ref	PB 90/6	PB 90/9	PB 90/12			
D	150 (6)	225 (9)	300 (12)			
L	305 (12)	380 (15)	455 (18)			



90° BENDS WITH THERMOMETER BRANCH mm(in)

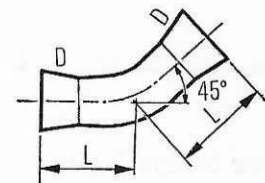
Cat ref	PBT 2	PBT 3	PBT 4	PBT 6	PBT 9
D	50 (2)	80 (3)	100 (4)	150 (6)	225 (9)
D1	25 (1)	25 (1)	25 (1)	25 (1)	25 (1)
L	150 (6)	180 (7)	255 (10)	305 (12)	380 (15)



These fittings are also used as column adaptors.

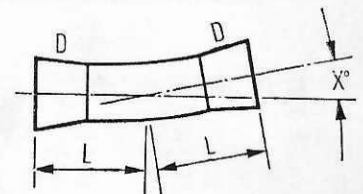
45° BENDS mm(in)

Cat ref	PB 45/07	PB 45/1	PB 45/1-5	PB 45/2	PB 45/3	PB 45/4
D	15 (0.7)	25 (1)	40 (1.5)	50 (2)	80 (3)	100 (4)
L	50 (2)	70 (2.75)	90 (3.5)	100 (4)	125 (5)	180 (7)
Cat ref	PB 45/6	PB 45/9	PB 45/12			
D	150 (6)	225 (9)	300 (12)			
L	230 (9)	235 (9.25)	280 (11)			



PIPE BENDS 10°, 30°, 60°, 80°, 100°, deviation from straight mm(in)

Cat ref	PB 10/1	PB 10/1-5	PB 30/1	PB30/1-5	PB 60/1	
D	25 (1)	40 (1.5)	25 (1)	40 (1.5)	25 (1)	
L	65 (2.5)	75 (3)	70 (2.75)	90 (3.5)	120 (4.75)	
Angle X°	10	10	30	30	60	
Cat ref	PB 60/1-5	PB 80/1	PB 80/1-5	PB 80/2	PB 100/1	PB 100/1-5
D	40 (1.5)	25 (1)	40 (1.5)	50 (2)	25 (1)	40 (1.5)
L	150 (6)	120 (4.75)	150 (6)	150 (6)	120 (4.75)	150 (6)
Angle X°	60	80	80	80	100	100



Y PIECES mm(in)

Cat ref	PY/07	PY/1	PY/1-5	PY/2	PY/3	PY/4
D	15 (0.7)	25 (1)	40 (1.5)	50 (2)	80 (3)	100 (4)
L	100 (4)	140 (5.5)	180 (7)	205 (8)	255 (10)	355 (14)
L1	20 (0.9)	20 (0.9)	25 (1)	30 (1.25)	40 (1.6)	55 (2.25)

